

To login to parent portal please go to [www.mcpsweb.org](http://www.mcpsweb.org)  
When the page loads scroll down slightly to Parent's Corner and click on  
Log in. (see blue arrow at the bottom of this page)

### Parent's Corner

**Transportation News:**  
MCPS Bus Routes 2015-2016  
**Attention Parents:**  
New online forms for student enrollment are available in the forms and docs section of the website. Please take a look at the Parent Portal Forms Guide and the Parent Portal Signature Sheet available here:  
Forms and Docs

**Strategic Plan and Information Input:**  
Facilities Flyer  
STEM and CTE Flyer  
Fine Arts Flyer  
Teacher Pay Flyer  
2014-15 MCPS Strategic Plan  
Strategic Plan Presentation

**For Parents of 5th Grade Students**  
FLYER TO 5TH GRADE PARENT HPV and Tdap  
HPV Vaccine Preteens  
Why Get Vaccinated?  
HPV Letter ENGLISH  
HPV Letter SPANISH  
Parent Letter Rising 5TH Graders - TDAP  
PHYSICALS & IMMUNIZATION REQUIREMENTS

**Parent Portal Log in:**  
• PARENT PORTAL OUTLINE  
• Log in



### Division Highlights

School Division



Press Releases



Archived News

### Superintendent's Corner

#### Facilities Reports:

- Facilities Plan (09/22/14)
- Suggested Process (08/26/14)
- Mecklenburg County Report (08/11/14)
- Report (11/03/10)
- RRMM Report (08/11/10)
- Facility Survey (July 2009)
- Task Force (09/19/94)

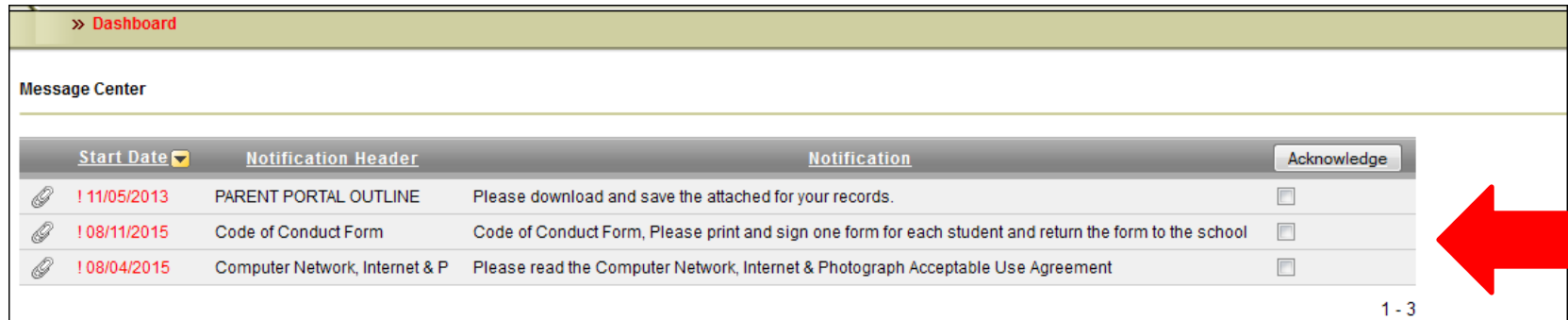
#### 2015-2016 Budget Documents:

- 2015 - 2016 Revenue Budget
- 2015-2016 Expenditure Budget
- 2016 Detailed Expenditure Budget
- Board of Supervisors Meeting Presentation
- Budget Requests
- Budget PowerPoint
- Transportation Budget
- Maintenance & Capital Improvement Budget

#### Superintendent Information:

Superintendent Search Survey Results

## Message Center



The screenshot shows a web interface for a Message Center. At the top, there is a navigation bar with a link to the Dashboard. Below this, the Message Center section contains a table of notifications. Each row in the table includes a paperclip icon, a date, a notification header, a description, and an Acknowledge button. A red arrow points to the Acknowledge column.

Start Date	Notification Header	Notification	Acknowledge
! 11/05/2013	PARENT PORTAL OUTLINE	Please download and save the attached for your records.	<input type="checkbox"/>
! 08/11/2015	Code of Conduct Form	Code of Conduct Form, Please print and sign one form for each student and return the form to the school	<input type="checkbox"/>
! 08/04/2015	Computer Network, Internet & P	Please read the Computer Network, Internet & Photograph Acceptable Use Agreement	<input type="checkbox"/>

1 - 3

The message center will contain documentation that will help you understand the many features available within parent portal. If you click on the paper clip, a PDF file will download. To remove the notification completely, click on the box next to the notification description and then click the Acknowledge icon. If you would like to keep the document available at all times, do not click on the check box next to the notification description.

Once the document is marked as Acknowledged you will no longer have access to the document through Virtuoso, however, the document is still available on the county website under Parent's Corner.

# Updating Contact Information

**Contact Verification**

Search: [ ] Go Rows: 10 Actions

Prefix	First Name	Middle Init	Last Name	Suffix	Phone	Cell Phone	Work1 Phone	House No	Street	City	Verified
											NOT VERIFIED - PLEASE VERIFY EXISTING CONTACT INFORMATION

1 - 1

The Contact Verification widget will allow you to verify or edit your contact information. The last column will display the action that currently needs to be taken.

To verify or edit your contact information, you will click on the edit pad and a new screen will appear. The information provided in the screen is initially grayed out and is pulled from the address information of your child\ren.

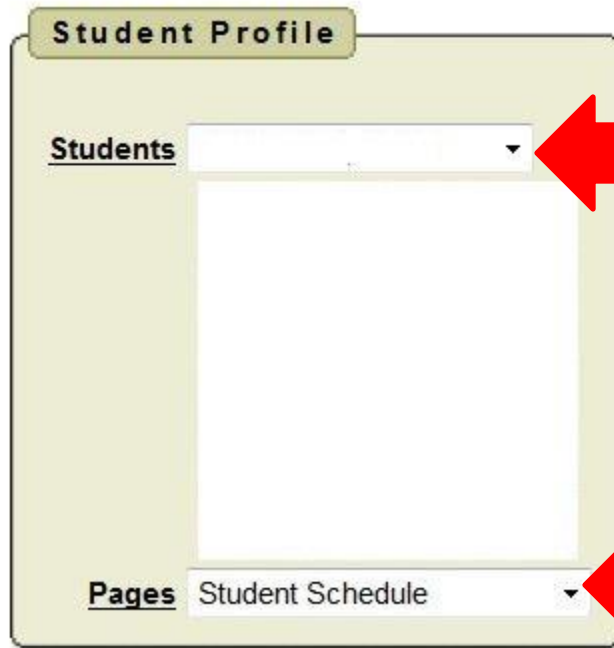
**Verify Contact Information - [ ]**

Cancel Save Changes

**Action to Perform**  Existing Contact Information has not changed  Edit Existing Contact Information

Prefix	[ ]	Prefix 2	[ ]
First Name	[ ]	First Name 2	[ ]
Middle Initial	[ ]	Middle Initial 2	[ ]
Last Name	[ ]	Last Name 2	[ ]
Suffix	[ ]	Suffix 2	[ ]
Phone	[ ]	Cell Phone 2	[ ]
Cell Phone	[ ]	Work 2 Phone	[ ]
Work Phone	[ ]	Work 2 Phone Extension	[ ]
Work Phone Extension	[ ]	Work 2 Phone Description	[ ]
Work Phone Description	[ ]	Secondary Email	[ ]
Primary Email	[ ]		

On the right side of your screen each page will display the Student Profile widget. The widget will allow you to switch from one child to another and switch between Grades, Daily Attendance, Class Attendance, Discipline, Schedule, Test and Grade book.



When clicking on the black arrow, any child that is tied to your portal account will display in a list. If you click on the student name the page will refresh with the selected student's information.

When you click on the black arrow by Pages, you will have the option to select from the following information:

1. Student Class Attendance
2. Student Daily Attendance
3. Student Discipline
4. Student Grade book
5. Student Grade
6. Student Schedule
7. Student Test

# Student Calendar

Student Calendar						
October 2013						
Sunday	Monday	Tuesday	Wednesday	Thursday	Friday	Saturday
29	30	01 <u>Attendance:</u> Present  <u>Gradebook Assignments:</u> Homework - Interviews 100	02 <u>Attendance:</u> Present	03 <u>Attendance:</u> Present	04 <u>Attendance:</u> Present  <u>Gradebook Assignments:</u> WTR 100  <u>Gradebook Assignments:</u> Classwork - Career Research 100	05 <u>Gradebook Assignments:</u> MARCHING B Competition - Franklin County HS 100
06	07 <u>Attendance:</u> Present  <u>Gradebook Assignments:</u> MARCHING B Practice Sheets 0	08 <u>Attendance:</u> Present  <u>Gradebook Assignments:</u> Classwork - Money Earned 100	09 <u>Attendance:</u> Present	10 <u>Attendance:</u> Present  <u>Gradebook Assignments:</u> Classwork - Paystubs 100	11 <u>Attendance:</u> Present  <u>Gradebook Assignments:</u> WTR 100	12 <u>Gradebook Assignments:</u> MARCHING B Bluestone Invitational 100
13	14	15 <u>Attendance:</u> Present  <u>Gradebook Assignments:</u> Test - Money Earned 100	16 <u>Attendance:</u> Present	17 <u>Attendance:</u> Present  <u>Gradebook Assignments:</u> MARCHING B Playing Test Wizard -m.41-end 95	18 <u>Gradebook Assignments:</u> WTR 100  <u>Attendance:</u> Present	19 <u>Gradebook Assignments:</u> MARCHING B VBODA -Lee-Davis 100
20	21	22	23	24	25	26

When you first log into Virtuoso you will be brought to the Student Calendar page by default. The calendar is in a month view and allows you to change the view to weekly, daily and a single day. The calendar will display the student's daily attendance for the day of the month as well as any assignments that are due on a particular day. Once the assignment has been graded, it will display the grade the student received for that assignment.

## Student Class Attendance

### Student Class Attendance

<u>Date</u>	<u>Day</u>	<u>Course</u>	<u>Period</u>	<u>Days</u>	<u>Teacher</u>	<u>Attendance Code</u>
10/28/2013	Monday	NURSING ASST I-003	03	AB	<a href="#">SURRY, LORI</a>	UNEXCUSED
10/28/2013	Monday	US HIST CONNECTIONS-004	01	AB	<a href="#">MOORE, JONATHAN</a>	UNEXCUSED
10/24/2013	Thursday	NURSING ASST I-003	03	AB	<a href="#">SURRY, LORI</a>	UNEXCUSED
10/18/2013	Friday	NURSING ASST I-003	03	AB	<a href="#">SURRY, LORI</a>	UNEXCUSED
10/18/2013	Friday	ENGLISH 12-002	02	AB	<a href="#">PARRIS, KIRSTEN</a>	UNEXCUSED

The Student Class Attendance page will only list the attendance code posted by the teacher if it is something other than present. Elementary Schools do not take class attendance. The teacher name is a hyperlink which will allow you to email the teacher directly.

**Any questions concerning class attendance should be directed to your child's school.**

## Student Daily Attendance

Date	Day	Attendance Code
10/28/2013	Monday	UNEXCUSED
10/24/2013	Thursday	IN SCHOOL SUSPENSION
10/18/2013	Friday	EXCUSED
10/17/2013	Thursday	UNEXCUSED
10/16/2013	Wednesday	UNEXCUSED
10/09/2013	Wednesday	UNEXCUSED TARDY
10/08/2013	Tuesday	TARDY
10/03/2013	Thursday	UNEXCUSED TARDY
10/01/2013	Tuesday	TARDY
09/25/2013	Wednesday	UNEXCUSED TARDY

1 - 10 of 15 >

The Daily Attendance page will display the date, day and attendance code for anything other than present.

Any questions concerning class attendance should be directed to your child's school

# Student Discipline

## Student Discipline

Incident Number	Incident Date	Incident Time	Infraction	Disposition	Start Date	End Date
940	10/22/2013	14:33	DEFIANCE OR REFUSING REQUESTS (MINOR)	IN SCHOOL SUSPENSION 1 DAY	10/24/2013	10/24/2013
627	10/03/2013	10:47	UNEXCUSED TARDIES	BEFORE SCHOOL DETENTION	10/10/2013	10/10/2013

1 - 2 of 2

The student discipline page will display any discipline tied to a student. It will display the Incident Number, date and time of the Incident, the Infraction, Disposition and the start and end date of the Disposition.

Any questions regarding discipline should be directed to your child's school.



# Student Grade-book

**Student Gradebook**

for %  for marking period 01

Current Class = 'Y'    
 Period    
 Name    
 Section

**Period : 03, Name : ECONOMICS and PERS FIN, Section : 002**

Marking Period	Assignment	Assigned	Due	Score	Alpha Grade
02	Classwork - Chapter 4 (Budgets)	10/23/2013	10/23/2013	88	B
02	Classwork - Budgets	10/21/2013	10/21/2013	100	A
02	-	-	-	<b>MP 02 Average: 94</b>	-

**Period : 04, Name : MARCHING BAND, Section : 001**



Marking Period	Assignment	Assigned	Due	Score	Alpha Grade
02	Practice Sheets	10/21/2013	10/28/2013	100	A
02	Competition -Povidence Grove and Boydton Parade	10/26/2013	10/26/2013	100	A
02	Weekly Participation	10/21/2013	10/25/2013	100	A
02	written drill #3	10/18/2013	10/24/2013	100	A
02	Playing Test Wizard Part 2	10/14/2013	10/23/2013	100	A
02	Playing Test Wicked Part - 2	10/18/2013	10/23/2013	100	A

The student grade-book page will display the current marking period assignments, broken down by each course. A grade will be displayed after the teacher has entered the grade for each assignment.

Any questions regarding grade-book assignments/grades should be directed to your child's school.

## Student Grades

**Student Grades**

☐  Marking Period  

**Marking Period : 01**

<u>Course Code</u>	<u>Short Name</u>	<u>Alpha Grade</u>	<u>Comment</u>
01003GOV-001	ENGLISH 11	A	-
02104GOV-001	PRECAL 163	A	-
03101GOV-001	CHEMISTRY	B	-
03212GOV-001	FUND RESEA	A	-
04201G-002	ECONOMICS/PERS FIN	A	-
05103G-001	MARCHING B	A	-
08009G-002	STRENGTH AND CONDITIONING	A	-
10005E-001	ITE 115	A	-

1 - 8 of 8

The student grades page will show grades broken down by marking period. The grades will only show once they have been finalized.

Any questions regarding grades should be directed to your child's school.

## Student Schedule

### Student Schedule

<u>Period</u>	<u>Semester</u>	<u>Course Code</u>	<u>Name</u>	<u>Days</u>	<u>Room</u>	<u>Teacher</u>
01	FY	01003GOV-001	ENGLISH 11 DE GOV SC	AB	-	<a href="#">GOVERNOR'S, SCHOOL</a>
01	FY	02104GOV-001	PRECAL 163/168 DE GS	AB	-	<a href="#">GOVERNOR'S, SCHOOL</a>
02	FY	03101GOV-001	CHEMISTRY - DE GOV	AB	-	<a href="#">GOVERNOR'S, SCHOOL</a>
02	FY	03212GOV-001	FUND RESEARCH GOV SC	AB	-	<a href="#">GOVERNOR'S, SCHOOL</a>
03	01	04201G-002	ECONOMICS/PERS FIN	AB	30	<a href="#">PURYEAR, TRACIE</a>
03	02	04105DE-002	HISTORY 121/122 - DE	AB	33	<a href="#">JACKSON, KATHERINE</a>
04	FY	05103G-001	MARCHING BAND	A	47	<a href="#">ALLGOOD, RICKY</a>
04	FY	08009G-002	STRENGTH AND CONDITIONING	B	GYM1	-

The student schedule page will show the period, semester, course information, days that the course meets, room number, and teacher name. The teacher name is a hyperlink which will allow you to email the teacher directly.

Any questions regarding schedules should be directed to your child's school.

## Student Test

**Student Tests**

School Year	Test Date ▼	School	Test Description	Score
2013	08/13/2013	BLUESTONE HIGH SCHOOL	Southside Virginia Compass Test Math	49
2012	12/12/2012	BLUESTONE HIGH SCHOOL	ALGEBRA II (2009)	510
2012	12/11/2012	BLUESTONE HIGH SCHOOL	Biology (2010)	483

1 - 3 of 3

The student test page will show standardized test results, such as the SOL tests. It shows the School Year the test was taken, Test Date, School where the test was taken, Test Description and the Score.

Any questions regarding tests should be directed to your child's school.